



Gamesman

GPB1125 Push Button Product Specification

Issue 03: Date 05.01.2021



Disclaimer:

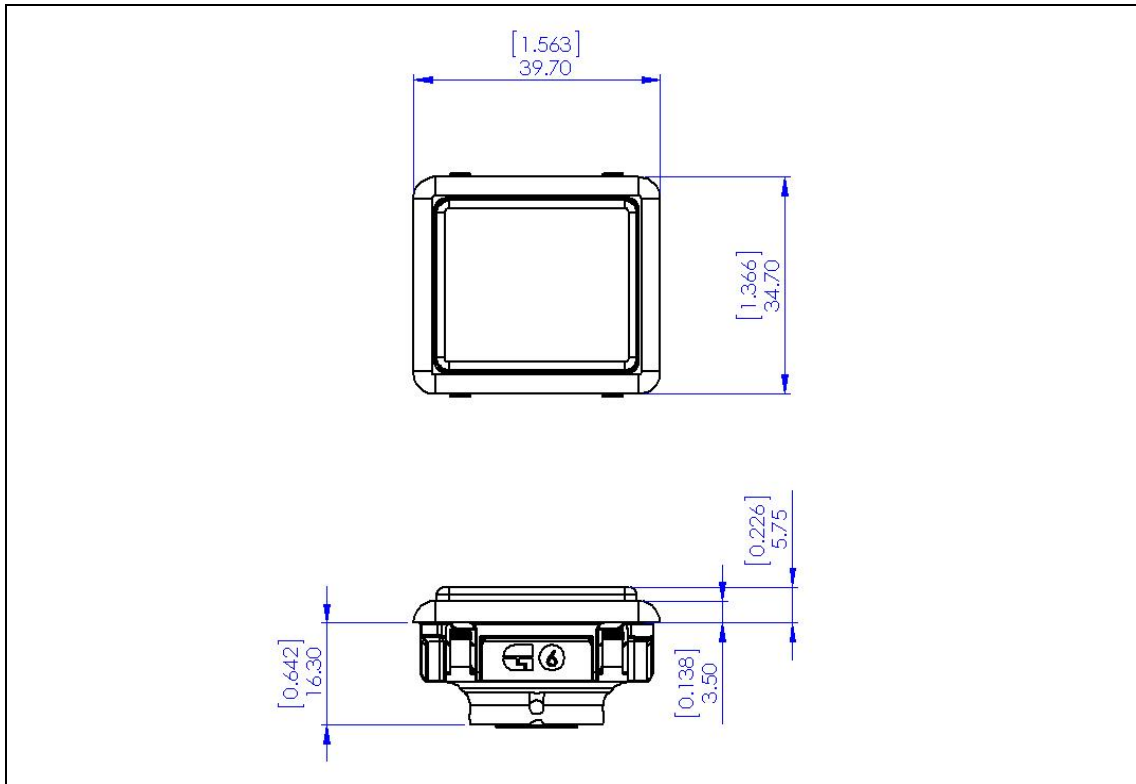
The information provided within this product specification is intended only to make the reader aware of the product's technical data and its use thereof. As such, Gamesman Ltd shall not be held liable for any loss or damage to the assembly or component within, arising from its misuse or from the unintended use of information or particulars included within, or any omission from, this document.

Design and specifications are subject to change without notice.

Failure to observe the interface requirements specified in this document may result in damage to the electronics and resultant performance characteristics of the product.

1. Product Dimensions

a) General Dimensions

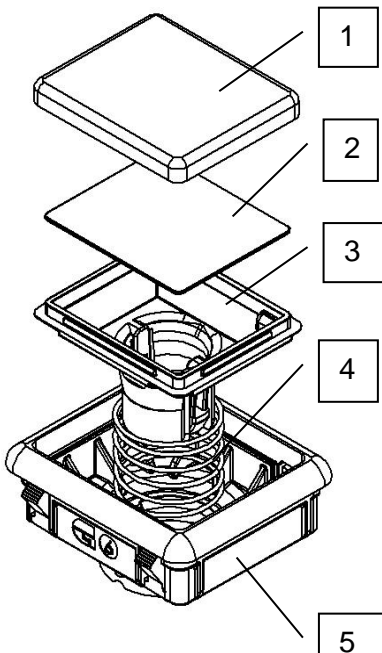


b) Insert Dimensions

c) Panel Cut out Details

<p>Insert Material - Acetate sheet or similar.</p> <p>Insert Thickness – 0.20mm [0.008"] Minimum – 0.25mm [0.010"] Maximum</p>	<p>Panel thickness range:</p> <p>1.40mm [0.055"] ± 0.1mm [±0.004"] to 2.00mm [0.079"] ± 0.1mm [±0.0042]</p>



2. Product Identification

	No.	Part Number	Description	Material	UL94 Rating
	1	GMP01176	Lens	Polycarbonate	V2
	2	GMP01175	Legend Plate	Opal Polycarbonate	V2
	3	GMP01174	Plunger	POM	HB
	4	G4-950	Spring	Spring Steel	N/A
	5	GMP01173	Bezel	Polycarbonate See Note 1.	V2

Item 5 is available in various colours, see specification sheet for the options.
Minimum Order Quantities may apply.

3. Product Compatibility

a) Switch System –

<p>System U3</p>	
<p>System U4</p>	

b) [LED Solutions](#)

Please refer to the link for the latest LED Capsules supported by the switch systems listed above.

c) [Controllable Halo](#)

The GPB1125 is available with Halo effect LED's. The halo button provides an improved visual aesthetic to that of the standard GPB1125 button, resulting in an eye-catching feature button for the player.

The button will operate at a standard 5V and features 12 RGB LEDs, programmable though one of two options:

- The LED PCB can be driven through customer software within the machine.
- The LED PCB contains a built in, pre-programmed memory chip which runs defined LED lighting sequences throughout game play.

[Link to the Technical Specification for the GPB1125 Controllable Halo Button](#)

4. Accessories

<p>Extraction Tool for Button Order Part Number GMP01293</p> <p>This extractor is to be used to remove the GPB1125 push button from a panel</p>	
---	--



Gamesman

GAMESMAN LTD

CROMPTON FIELDS, CROMPTON WAY, CRAWLEY, WEST SUSSEX, RH10 9QB

TEL: +44 (0) 1293 418888 FAX: +44 (0) 1293 418880

REGISTERED IN ENGLAND NO. 3027138

Website: www.gamesman.co.uk

E-mail: sales@gamesman.co.uk