




Gamesman

GPB352 Push Button

Product Specification

Issue 01: Date 26.04.2017



Disclaimer:

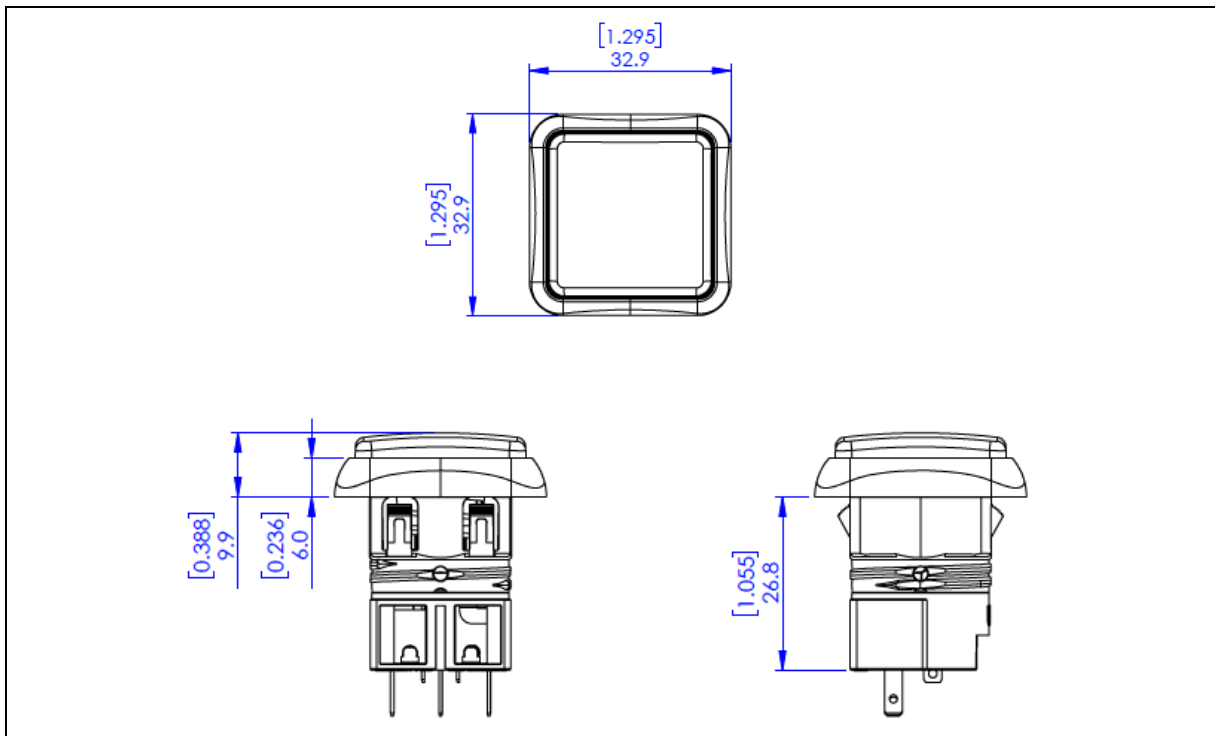
The information provided within this product specification is intended only to make the reader aware of the product's technical data and its use thereof. As such, Gamesman Ltd shall not be held liable for any loss or damage to the assembly or component within, arising from its misuse or from the unintended use of information or particulars included within, or any omission from, this document.

Design and specifications are subject to change without notice.

Failure to observe the interface requirements specified in this document may result in damage to the electronics and resultant performance characteristics of the product.

1. Product Dimensions

a) General Dimensions

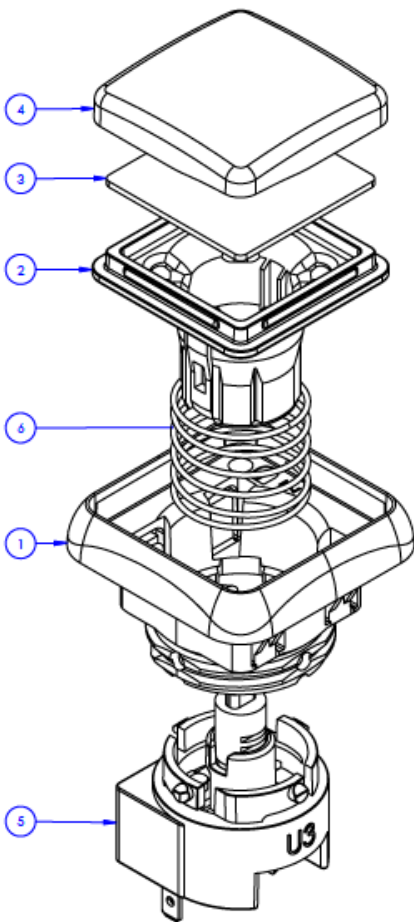


b) Insert Dimensions

c) Panel Cut out Details

<p style="text-align: center;">LEGEND INSERT</p>	<p style="text-align: center;">PANEL CUT-OUT</p>
<p>Insert Material – Acetate sheet or similar.</p> <p>Insert Thickness – 0.2mm [0.008"] Minimum – 0.30mm [0.012"] Maximum</p>	<p>Panel thickness: 1.40mm Minimum [0.055"] – 2.00mm [0.079"] Maximum</p> <p>Push buttons are snap fit to panel at the stated thickness. Should you need the button to fit into a thicker panel, please refer to Nut Options section in Accessories.</p>

2. Product Identification

	No.	Part Number	Description	Material	UL94 Rating
	1	GMP04952	Bezel	Polycarbonate and ABS See Note 1.	HB and UL94-V2
	2	GMP04953	Plunger	POM	HB
	3	G4-729	Legend Plate	Opal Polycarbonate	UL94-V2
	4	GMP04954	Lens	Polycarbonate	UL94-V2
	5	Various	System U3 Assembly	Various See Note 2.	N/A
	6	G4-950	Standard Spring	Spring Steel	N/A

Note 1. Part is available in various colours/colour combinations, see specification sheet for the options. Minimum Order Quantities may apply.

Note 2. System U3 offers a choice of Micro switch and Lighting Options to cater to the button's purpose. Please see Section 3, Product Compatibility, for more details.

3. Product Compatibility

a) Switch Systems

System U3	
---------------------------	---

b) [LED Solutions](#)

Volts	Colour
12v	White
12v	Red
12v	Blue
12v	Green
12v	Yellow/Amber
6.3v	White
3.3v	White


4. Accessories

a) Nut Options

The GPB352 can be snapped into panels of 1mm to 1.9mm, this can also be secured with a nut. For other panel thicknesses there are various nuts available. To specify which nut to use please refer to table below

Panel Thickness	Colour / Part Number
1mm – 1.9mm	Black / G4-521
1.9mm – 2.9mm	Translucent Red / GMP00694-TRD
2.9mm – 3.9mm	Opal / GMP00695-OL
3.9mm – 4.9mm	Translucent Orange / GMP00696-TOE
6.3mm – 7.2mm	Black / G4-878

b) Tools

Extraction Tool for Button Order Part Number G4-1159	
---	--

For more details and to obtain a product code for Quotation, please see the Gamesman Specification sheet for this button: GPB352



Gamesman

GAMESMAN LTD

CROMPTON FIELDS, CROMPTON WAY, CRAWLEY, WEST SUSSEX, RH10 9QB

TEL: +44 (0) 1293 418888 FAX: +44 (0) 1293 418880

REGISTERED IN ENGLAND No. 3027138

Website: www.gamesman.co.uk

E-mail: sales@gamesman.co.uk