



Gamesman

GPB710 Push Button Product Specification

Issue 01: 24.08.2011



Disclaimer:

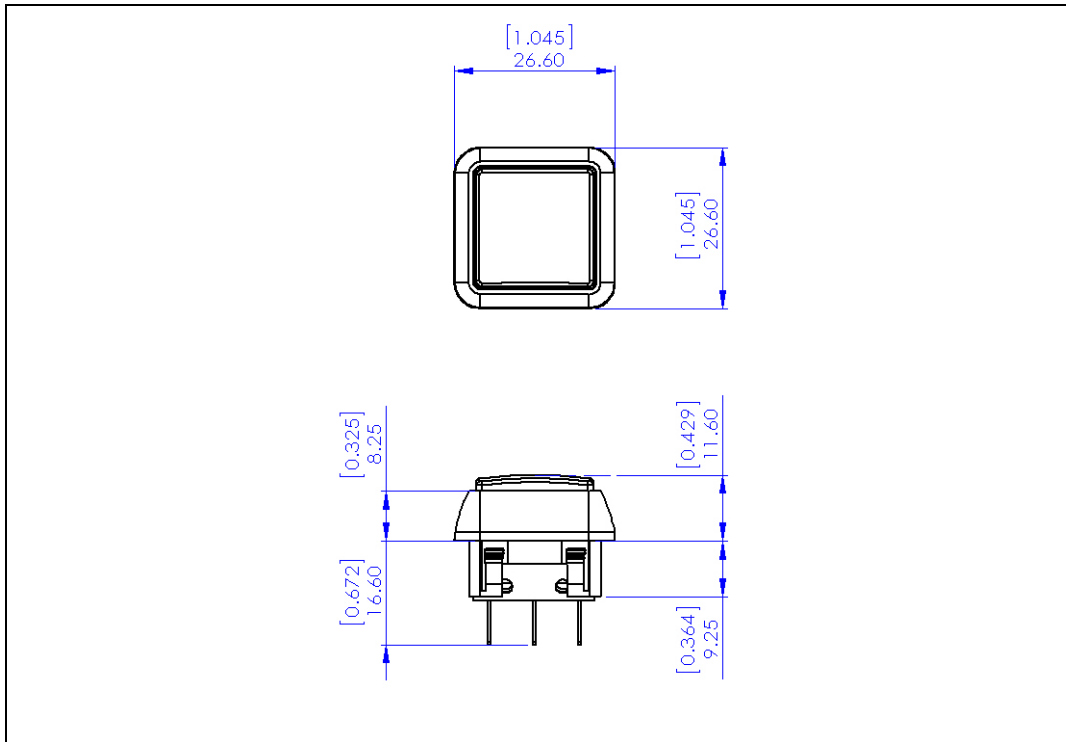
The information provided within this product specification is intended only to make the reader aware of the product's technical data and its use thereof. As such, Gamesman Ltd shall not be held liable for any loss or damage to the assembly or component within, arising from its misuse or from the unintended use of information or particulars included within, or any omission from, this document.

Design and specifications are subject to change without notice.

Failure to observe the interface requirements specified in this document may result in damage to the electronics and resultant performance characteristics of the product.

1. Product Dimensions

a) General Dimensions

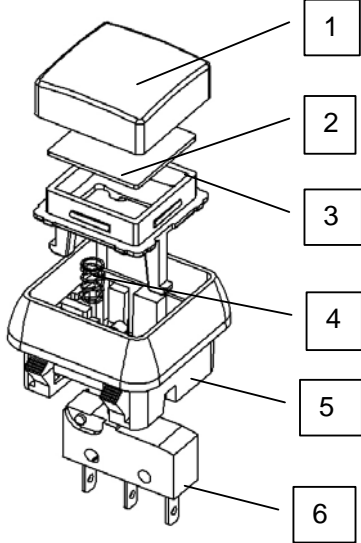


b) Insert Dimensions

c) Panel Cut out Details

<p>Diagram showing the insert dimensions. The insert is a square shape with dimensions: width [0.622] 15.80 MAX and height [0.622] 15.80 MAX.</p>	<p>Diagram showing the panel cut out details. The panel cut out is a square shape with dimensions: width [0.870 ±0.002] 22.10 ±0.05 and height [0.870 ±0.002] 22.10 ±0.05. The corner is chamfered with a radius of [0.039 ±0.002] R1.00 ±0.05.</p>
<p>Insert Material – Acetate sheet or similar. Insert Thickness – 0.2mm [0.008"] Minimum – 0.25mm [0.010"] Maximum</p>	<p>Panel thickness: 1.20mm [0.047"] Minimum – 1.80mm [0.070"] Maximum Push buttons are snap fit to panel at the stated thickness.</p>

2. Product Identification

	No.	Part Number	Description	Material	UL94 Rating
	1	G3-730	Lens	Polycarbonate See Note 1.	V2
	2	G4-720	Legend Plate	Opal Polycarbonate	V2
	3	G4-1727	Plunger	Opal POM	V2
	4	G4-1725	Spring	Spring Steel	N/A
	5	Various	Bezel	Polycarbonate See Note 1.	V2
	6	G4-736	Switch	N/A	N/A
7	Various not shown	LED PCBA	N/A	N/A	

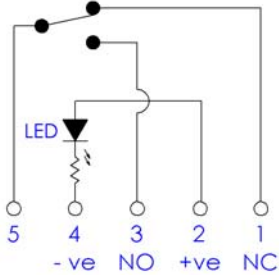
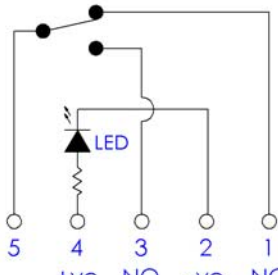
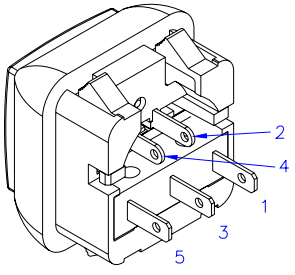
Note 1. Part is available in various colours/colour combinations, see specification sheet for the options. Minimum Order Quantities may apply.

3. Product Compatibility

a) LED PCB Options

Volts	Colour	Connection
12v	White	+ve pin 2
12v	White	+ve pin 4
6.3v	White	+ve pin 2
6.3v	White	+ve pin 4

b) Switch and LED Schematic

	
	<p>Connect with one of the following:</p> <ol style="list-style-type: none">1. Gamesman connector2. 0.100" Spade / Crimp Type Connector3. ITW Pancon Connector CSF-MH-05-02

4. Accessories

a) Extractor Tool

<p>Extraction Tool for Button</p> <p>Order Part Number G4-1159</p>	
--	--



Gamesman

GAMESMAN LTD

CROMPTON FIELDS, CROMPTON WAY, CRAWLEY, WEST SUSSEX, RH10 9QB

TEL: +44 (0) 1293 418888 FAX: +44 (0) 1293 418880

REGISTERED IN ENGLAND No. 3027138

Website: www.gamesman.co.uk

E-mail: sales@gamesman.co.uk